

User Manual for External Users

Open your janaushadhi website
<http://janaushadhi.gov.in/index.htm> and click to **Apply Online**
or you can directly type **<http://13.71.127.75/login.aspx>**

For New User



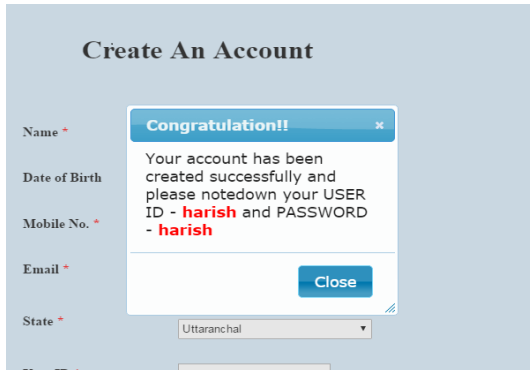
The screenshot shows the 'SIGN IN' form with fields for USERNAME, PASSWORD, and a CAPTCHA code of 65917. A red arrow points from the 'Create An Account For New User' link to the registration page.

Click on create an account for new user and user will redirect registration page



The 'Create An Account' form includes the following fields: Name, Date of Birth (08/04/2017), Mobile No., Email, State (dropdown menu), User ID, Password, and Confirm Password. A checkbox for 'Terms and conditions of BPPI accepted for opening of store' is present, and a blue 'Submit' button is at the bottom.

User has to fill all the field and click on submit button and a pop up will show like



User has to save the password then he can login using his login credentials in application

For Existing User

2. Type your **Username**.
3. Enter your **Password**.
4. Select login type (eg - **For USER**).
5. Enter correct Capcha Text (that is numeric text).

A screenshot of a "SIGN IN" form. It has four main sections: "USERNAME" with a text input field containing "dddd"; "PASSWORD" with a text input field containing four dots; "SELECT LOGIN TYPE" with a dropdown menu showing "--Select Login Type--"; and "ENTER CAPCHA CODE" with a text input field containing "Answer" and a numeric input field containing "65917". There is a green refresh icon to the right of the captcha code. Below the captcha code is a red link that says "Create An Account For New User". At the bottom of the form is a large blue "LOG IN" button and a link that says "Forgot Password?".

Click to login button

By default you will get 'get application form'

PMBJP APPLICATION Hello I amit singh

Home > User Task

Get Application Form

Request Number :	Auto Generated
Form Type :	--select--
No. of Store Applied :	No Of Store Applied
Name of Applicant :	Name of Applicant
Occupation :	--select--
Permanent Address :	<input type="text"/>
City :	City
State :	--select--
Mobile No. :	9550407145
Phone No (Optional) :	Phone No
Email ID :	sawan745@gmail.com
Aadhaar No. :	Aadhaar No
PAN No. :	Pan Number

[Get Application Form](#)

6) You have to do entry according to your profile for apply store and number of store will generate automatically number of registration

Form Type :

Individual ▾

--select--



Govt

Individual

NGO

7) There ARE Three Types of form user can apply for all of form type also one by one using their login credential

8) After submitting form user will redirect to show apply for store detail in list as like following :

S.No.	Request No	Request Date	Form Type	Application Number	Registration Number	Form Applied	View	Fill Reg. Form	Show Approval Status
11	REQ/00011	10/03/2017	Govt	AF/00011		No			Registration Not Done Now

9) Here form applied column is showing 'No' when user will click on 'Fill Reg form ' a new form will open like following image:

PMBJP APPLICATION Hello | amit singh

Home > User Task

Govt Application

Request No.: REQ/00011 Application No.: AF/00011

Registration No.: Auto Generated

Name of Applicant: SURESH SINGH

Occupation: biziness

Permanent Address: PALAM COLONY NEW DELHI

City: NEW DELHI

State: Nagaland

Mobile No.: 9540407145

Phone No.(Optional): 89569568999

Email ID: suresh@gmail.com

Aadhar No.: 125895689545
[Choose File](#) No file chosen

PAN No.: 5689568956
[Choose File](#) No file chosen

Proposed Store House No * :

Proposed Store Street Num * : Street Number

Proposed Store Area (Sq.Ft) * : Area Number

Proposed Store City:

Proposed Store District:

Proposed Store State * : --select--

Proposed Store PIN Code:

Proposed Store Mobile No.:

Proposed Store Phone No.(Optional):

Proposed Store Email ID:

Certificate Of Corporation: [Choose File](#) No file chosen

Registration Of Certificate: [Choose File](#) No file chosen

I Accept all Terms & Conditions

1. I have gone through the terms and conditions as mentioned in the guidelines for opening of Pradhan Mantri Jan Aushadi Kendra and agree to abide by the same.
2. I/We here by declare that all the information as mentioned above is true to best of my knowledge.
3. Supporting documents are attached wherever required for information as provided above.

[Submit](#)

Some information will show automatically of logged user and user will fill proposed store detail

And click on submit button

After submit button user will redirect to main applied store list. it will show like following image

S.No.	Request No	Request Date	Form Type	Application Number	Registration Number	Form Applied	View	Fill Reg. Form	Show Approval Status
1	REQ/00001	07/03/2017	Govt	AF/00001	BPPI/06/OR/Cat3/00001	Yes	View		Form Sent To Executive

After filled by user it will show form applied yes and now user can view the filled form detail on click view button






It will show like following image

PMBJP APPLICATION Hello I amit singh

Home >> User Task

Individual Application

Request No. :	REQ/00010	Application No. :	AF/000010
Registration No. :	BPPI/06/DL/CAT1/00002		

Store Opening City :	palam colony
Name of Applicant :	amit khandelwal
Occupation :	business
Permanent Address :	palam colony new delhi
City :	NEW DELHI
State :	Rajasthan
PIN Code :	110045
Mobile No. :	9540407145
Phone No. :	954040714555
Email ID :	suresh@gmail.com
Aadhar No. :	895555555555
	 View File
PAN No. :	1111111111
	 View File
Proposed Store House No :	123
Proposed Store Street Num * :	123
Proposed Store Area * :	562
Proposed Store City * :	palam colony
Proposed Store District :	palam colony
Proposed Store State * :	Delhi/NCR
Proposed Store PIN Code :	110045
Proposed Store Mobile No. * :	9540407145
Proposed Store Phone No. * :	799844489555
Proposed Store Email ID * :	pawan.khandelwal424@g
Space Possession Proof (Ownership/Rent/Lease Deed) :	
Pharmacist Reg. Certificate :	
Drug Licence (If in the name of 'Pradhan Mantri Jan Aushadi Kendra') :	
<input checked="" type="checkbox"/> I Accept all Terms & Conditions 1. I have gone through the terms and conditions as mentioned in the guidelines for opening of Pradhan Mantri Jan Aushadi Kendra and agree to abide by the same. 2. I/We here by declare that all the information as mentioned above is true to best of my knowledge. 3. Supporting documents are attached wherever required for information as provided above.	
<input type="button" value="Print Form"/>	

And user can print the filled application detail also on click print button

Its fully guidance for use application by external users

